

The Shure Model A268R Rack Panel Kit mounts a Shure Model M267 or M268 Microphone Mixer in a standard 19-inch (483 mm) audio equipment rack. The A268R rack panel is finished in non-reflective black enamel to match the M267 and M268.

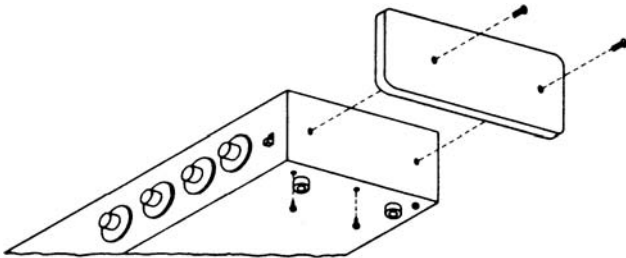
The kit includes the following components:

- 19 in. x 3 1/2 in. (483 mm x 89 mm) Audio Equipment Rack Panel
- 2-Mounting Brackets (left and right)
- 4-Machine Screws
- 4-Washers
- 4-Hex Nuts

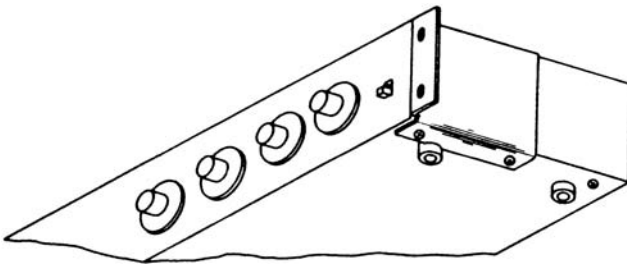
INSTALLATION

- 1 Remove the black plastic end caps.** Place the mixer upside-down on a work surface. Remove the two screws.

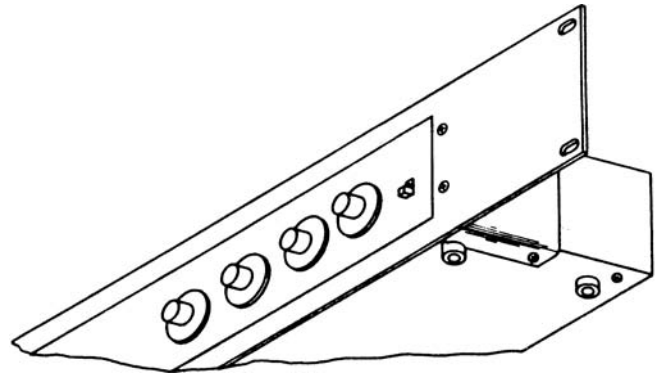
- 2 Remove the four cover-securing screws** nearest the mixer front panel.



- 3 Attach the left and right mounting brackets** to the mixer with the four cover-securing screws previously removed.



- 4 Slide the mixer into the rack panel** from the rear. Fasten the brackets to the rack panel using the supplied screws, washers and nuts.



SHURE®

SHURE Incorporated Web Address: <http://www.shure.com>
5800 W. Touhy Avenue, Niles, IL 60714-4608, U.S.A.
In U.S.A., Phone: 1-847-600-2000 Fax: 1-847-600-1212
In Europe, Phone: 49-7131-72140 Fax: 49-7131-721414
In Asia, Phone: 1-852-2893-4290 Fax: 1-852-2893-4055
International Fax: 1-847-600-6446