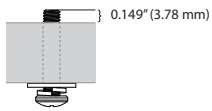


Securing the Charging Station

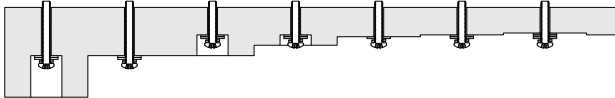
This kit provides washers and screws for securing a charging tray to a table or other surface. Use two kits for the NCS8. Please refer to the NCS mounting template for screw hole placement.

Important: The top of the screw must extend **exactly** $\frac{9}{64}$ (0.149) inches (3.78 mm) above the surface (about 4½ threads).

- Use the screws that best fit the thickness of the table.
- Use a lock washer and flat washer for each screw.
- If necessary, counterbore the screw head or add additional flat washers.

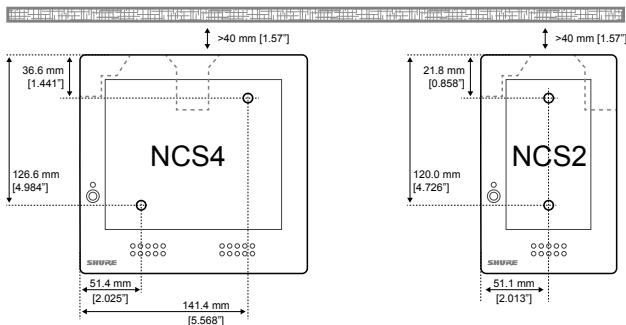
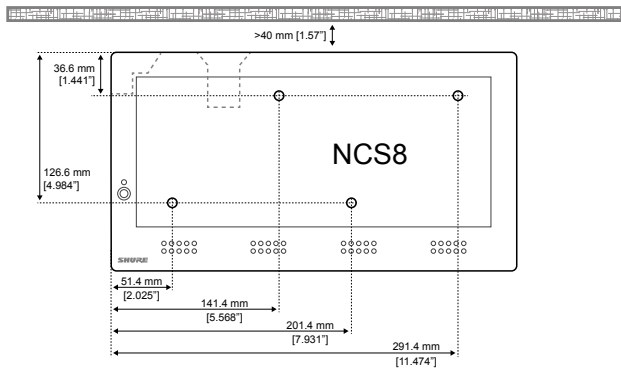


Use counterbore and washers as necessary depending on thickness of table



Required Thread Exposure

Use counterbore and washers as necessary depending on thickness of table



Leave space behind the charger for cabling

NCS Mounting Template