


## General Description

The SBC-DC takes the place of a battery, allowing you to connect a PS41 AC adaptor to the following Shure bodypack receivers:


- UR5
- P10R
- P9RA

## Included Components

- ① Cable Adapter (95A16797)
- ② T6 L-wrench (95A20192)
- ③ T6 Adapter Screw (30A20412)
- ④ DC Adapter (90A16794)



## Installation




Keep screws for future reinstallation.  
Do not reuse for the DC adapter.

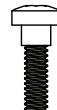


T6 screw for  
bodypack insert







IMPORTANT: Only use screws included with the adapter.



T6 Adapter screw for SBC-DC



## Specifications

### Input

8 to 20 V DC

### Output

3V DC

### Operating Temperature Range

-18°C (0°F) to 57°C (0°F to 135°F)